

The NATIONAL TIME C2 Synchronized Series is a low profile strobe or horn/strobe combination that offers dependable audible and visual alarms.

The C2 Series horns provide selections for high/low dBA, continuous/code 3 temporal horn sound settings for high frequency tone, mechanical tone and chime tone. In addition the horn can be selected for a slow whoop tone operation. The high to low dBA selection will reduce horn output dBA and is used in environments with low ambient noise levels. The high frequency (2400 Hz) selection is recommended for use in remote signal applications. The low frequency (factory) selection is recommended for use in evacuation signaling application. The C2 Series horns are factory shipped for code 3 temporal selection.

The C2 Series strobe provides a low operating current and a minimum flash rate of 1Hz across the rated input voltage range. The C2 candela intensity come in 15CD, 15/75CD, 30CD, 60CD, 75CD, 110CD or 177CD versions. The C2 Series easy slide mounting system provides convenient installation and device testing operation.

The C2 Series operates from the synchronized outputs on the National Time Synchronized Series, Fire Alarm Control Panel or Notification Appliance Control Panel or from the Remote Power Supply providing individual synchronized horn and strobe operation on the same 2 wires.

The C2 Synchronized Series comes standard with the 4" mounting plate. The mounting plate will mount to a 4" square box, a 2-gang masonry box, a 2-gang switch box, a single gang masonry box or a single gang switch box for flush mount appliances. For surface mount appliances use the SG-CBB surface box.

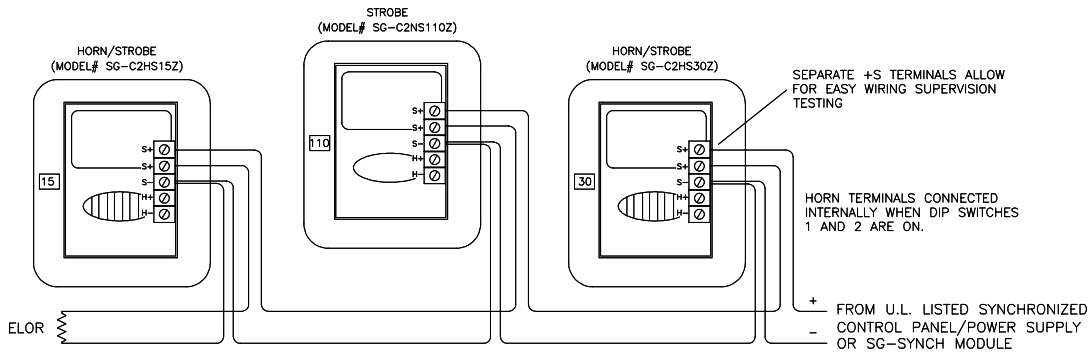
The C2 Synchronized Series appliances are UL 1971 listed for use with fire protective systems.



Features:

- Low Operating Current
- Easy Installation - Low Profile
- Convenient Test Operation
- Tamperproof Re-Entrant Grill
- High/Low dB Selection
- High/Low Frequency Selection
- Continuous or Temporal Selection
- Chime Tone
- Slow Whoop Tone
- Wide Voltage Range
- Input Terminals 12 to 18 AWG
- Strobe/Horn Synchronization
- Individual Horn/Strobe Operation on 2 Wires
- ADA Compliant; NFPA 72
- U.L. Listed

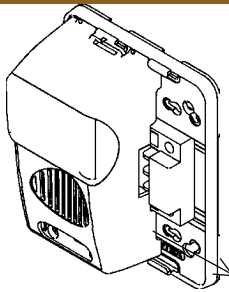
Wiring Diagrams




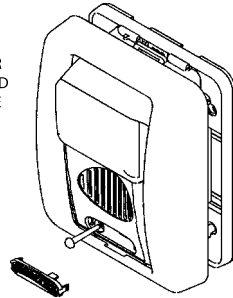
Mounting Options

SIGNAL SLIDES ONTO MOUNTING PLATE.

MOUNTING PLATE MOUNTS TO SINGLE GANG, DOUBLE GANG 4" SQUARE, OR NATIONAL TIME SG-CBB SURFACE BOX (4.5" x 5.5")



BEZEL SNAPS IN PLACE OVER SIGNAL AND MOUNTING PLATE



Ordering Information

Model Number	Nominal Voltage	Candela	Horn Rated Current		Strobe Rated Current		In Anechoic Room @ 10 ft.
			24VDC	20VDC	24VDC	20VDC	
SG-C2NS15Z	24 Vdc	15	55mA	66mA			--
SG-C2NS1575Z	"	15/75	63mA	76mA			--
SG-C2NS30Z	"	30	63mA	76mA			--
SG-C2NS60Z	"	60	88mA	106mA			--
SG-C2NS75Z	"	75	112mA	135mA			--
SG-C2NS110Z	"	110	136mA	164mA			--
SG-C2NS177Z	"	177	186mA	224mA			--
SG-C2HS15Z	"	15	55mA	66mA	16mA	14mA	100dB
SG-C2HS1575Z	"	30	63mA	76mA	16mA	14mA	100dB
SG-C2HS30Z	"	30	63mA	76mA	16mA	14mA	100dB
SG-C2HS60Z	"	60	88mA	106mA	16mA	14mA	100dB
SG-C2HS75Z	"	75	112mA	135mA	16mA	14mA	100dB
SG-C2HS110Z	"	110	136mA	164mA	16mA	14mA	100dB
SG-C2HS177Z	"	177	186mA	224mA	16mA	14mA	100dB
SG-C2HNZ	24 Vdc	--	--	--	16mA	14mA	100dB

When ordering, please specify style by adding the following to the end of the model number: "-WH" = White Version
 24VDC Models operate from 16 -33VDC

ACCESSORIES

Part Number	Description
SG-CBB	Surface backbox