

D900-BASE6



D900-BASE4 ISO



D900-BASE4



D900-BASE6 AUX

The NATIONAL TIME *DigiComm™* bases provide the flexibility to meet any installation requirements. The D900-IDENT Address card resides in the detector base permitting easy, cost effective detector replacement. The bases are mechanically fitted to accept only the proper detector or isolator. The detector bases come in ceiling mounted 4" and 6" sizes, a 6" base with sounder and a 6" base with relay. The 6" sounder and relay bases require 24VDC power.

## FEATURES

Style 4, 6, or 7 Communication Wiring

Attractive Packaging

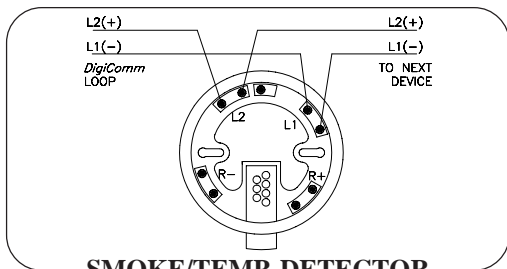
Remote Auxiliary Relay

Remote Sounder

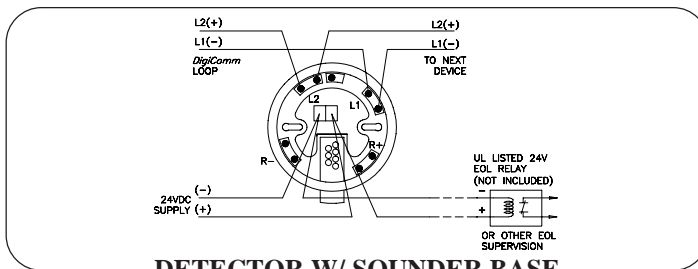
Error Free Installation

U.L. Listed

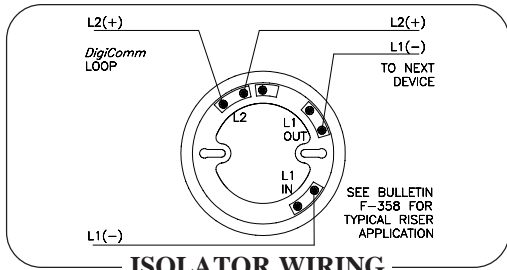
# Wiring Diagrams



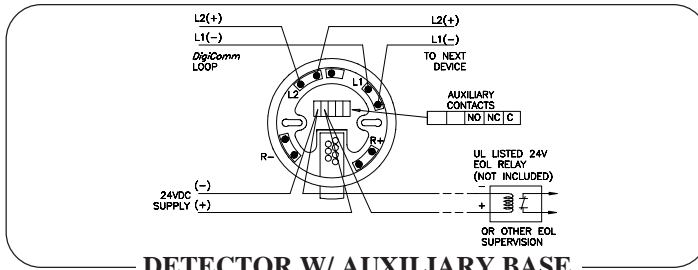
**SMOKE/TEMP DETECTOR**



**DETECTOR W/ SOUNDER BASE**

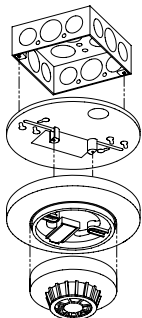


**ISOLATOR WIRING**



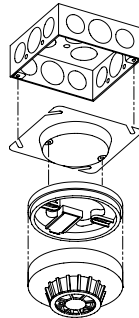
**DETECTOR W/ AUXILIARY BASE**

# Mounting



6" Bases mount to 4" square/octagon, 2 gang, single gang or plaster rings (not supplied)

Detector Head



4" Bases mount to 4" square/octagon with round plaster ring (not supplied)

Detector or Isolator Head

# Specifications

- Base Power (external supply):** D900-BASE6 SOUND: Alarm 30mA; Standby 2uA  
D900-BASE6 AUX: Alarm 36mA; Standby 2uA
- Operating Range (from external supply):** D900-BASE6 SOUND & D900-BASE6 AUX: 17-30VDC
- Finish:** White Polycarbonate
- Dimensions:** D900-BASE4 & D900-BASE4 ISO: 4"dia. x .62"  
D900-BASE6: 6"dia. x 1.1"

Isolator Base does not require D900-IDENT Address Card.

# Ordering Information

Part No.	Description
D900-BASE4	4" Detector Base
D900-BASE6	6" Detector Base
D900-BASE4 ISO	4" Isolator Base
D900-BASE6 SOUND	6" Detector Base with Sounder
D900-BASE6 AUX	6" Detector Base with Auxiliary SPDT Relay
D900-IDENT	Identification Card